


1	2	3	4	5	6	7	8
Drums	Bass	Acou	GTR	Synth	Alan	My Keys	ME
					BVs	Reverb	iPad
9	10	11	12	13	14	15	16

A combination of ME-1 mixers and wedge monitors is used on stage. Musicians on ME-1 receive up to 40 sources from GLD – typically Direct Outs and FX returns. Channel names are picked up automatically from the digital stream.

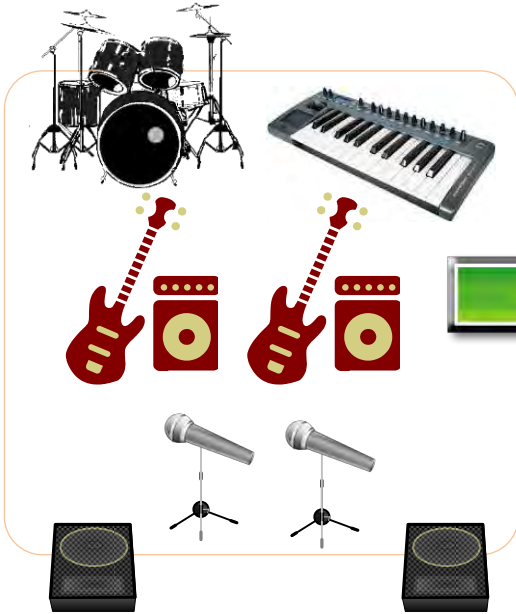
Grouping and key layout is tailored for each musician and archived on a USB stick. For example, the keyboard player will group the drumkit and the backing vocals (here left), while the drummer will have individual control of the kickdrum, snare etc.

## System Application Example House of Worship




Choir mics


GLD-AR84



GLD-AR2412



GLD-80

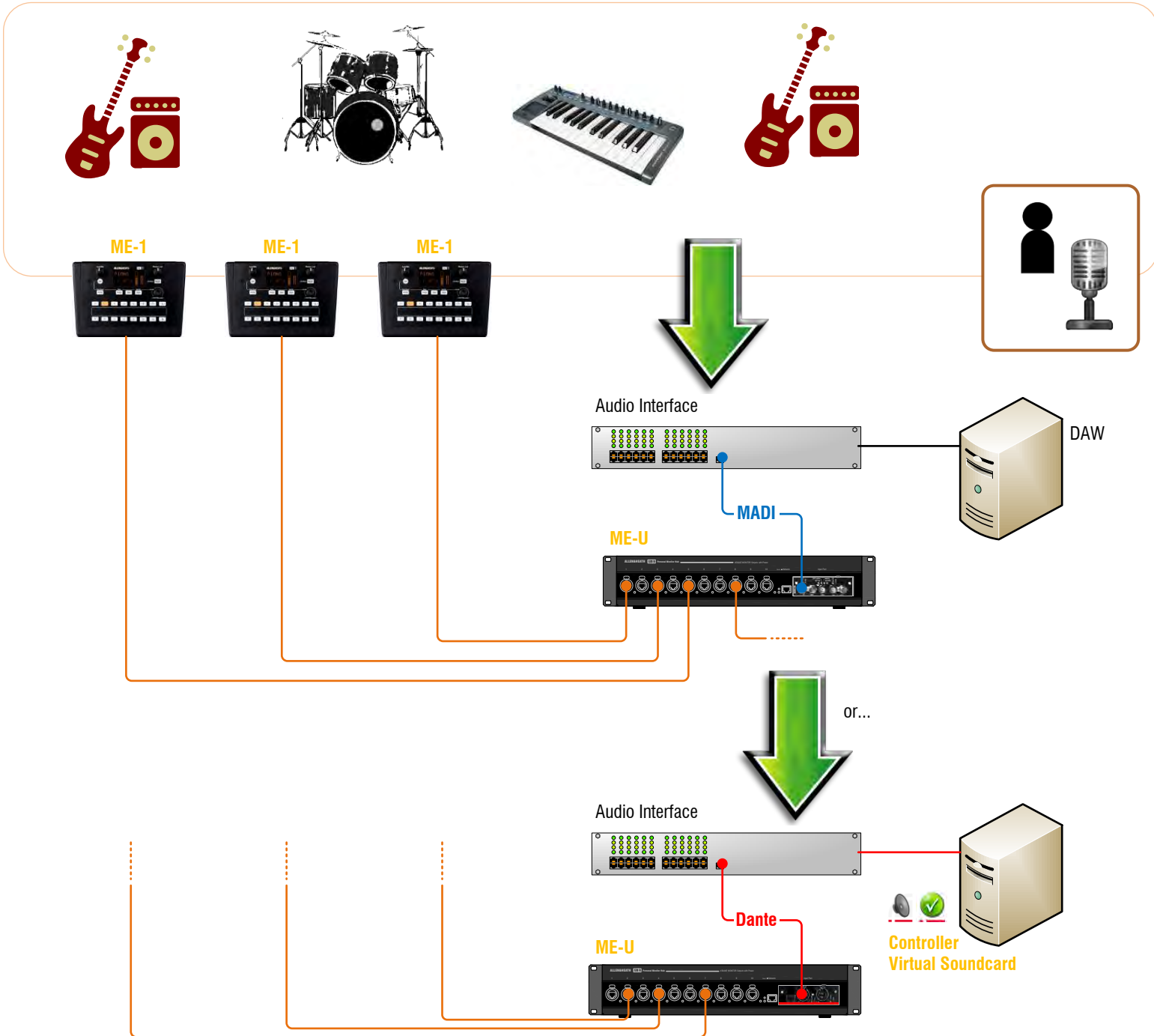


Most sources are channel Direct Outputs, with some flagged as stereo. Two channels are used for ambience mics to feed room and congregation back to the in-ear monitors.

Grouping and key mapping is customized for different users, from a full layout of 16 buttons (with the 'me' sources conveniently located below the rotary) to a very simple 'me and the rest'.

Different presets can be created e.g. Walk-In, Worship1, Worship2, Walk-Out. Setup menus are locked and accessible only by the admin.

## System Application Example Recording Studio



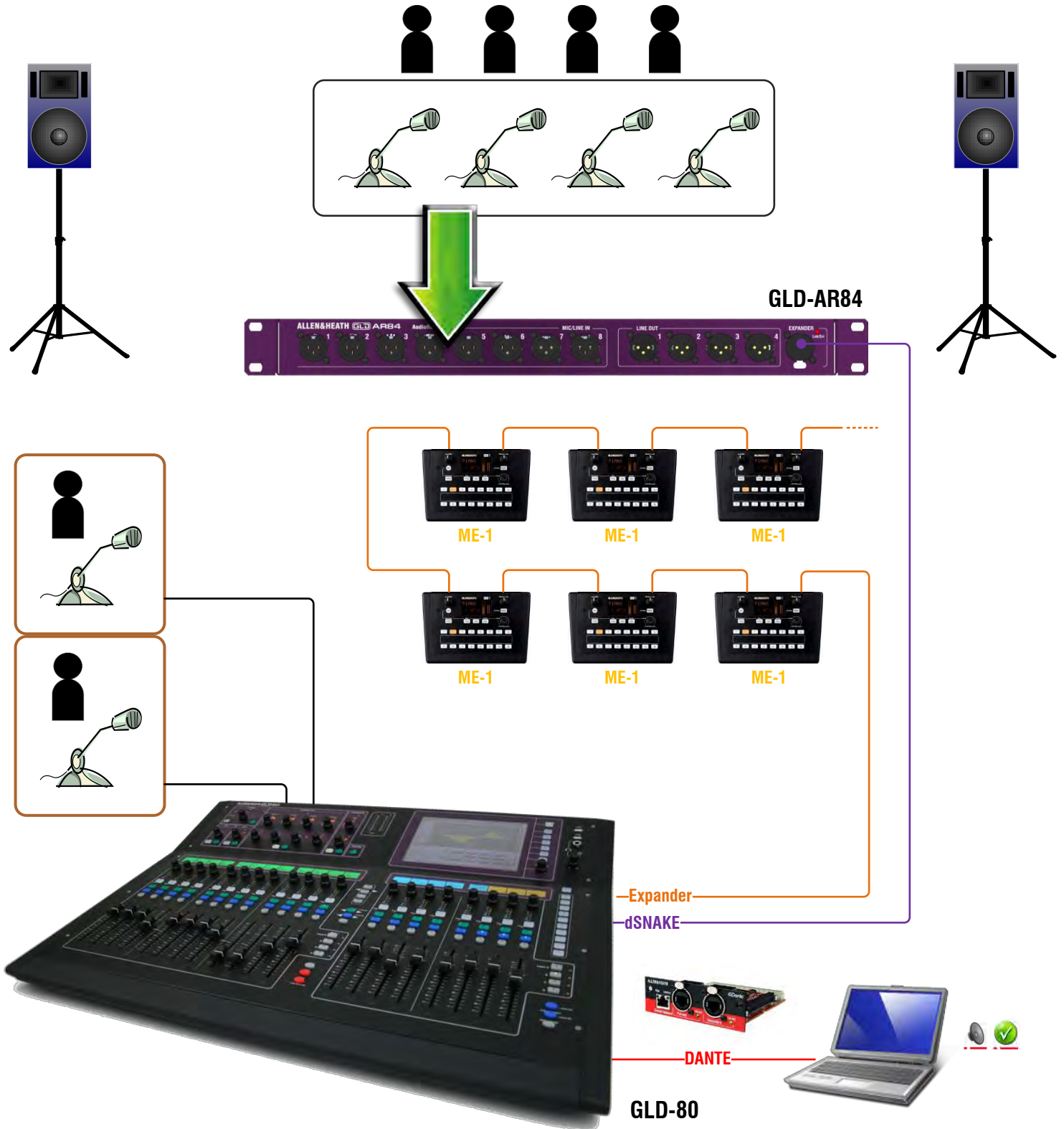
1	2	3	4	5	6	7	8
<i>KD</i>	<i>SN</i>	<i>HH</i>	<i>RT1</i>	<i>RT2</i>	<i>FT</i>	<i>OH</i>	
<i>Bass</i>	<i>Acou</i>	<i>GTR</i>	<i>Synth</i>	<i>Keys</i>	<i>Alan</i>	<i>BVs</i>	<i>CLICK</i>
9	10	11	12	13	14	15	16

1	2	3	4	5	6	7	8
<i>Drums</i>	<i>Bass</i>	<i>Acou</i>	<i>GTR</i>	<i>Synth</i>	<i>Alan</i>	<i>My Keys</i>	<i>ME</i>
					<i>BVs</i>	<i>Reverb</i>	<i>iPad</i>
9	10	11	12	13	14	15	16

Two solutions are shown, both based on the ME-U hub. An optional MADI card can take a digital stream from MADI-equipped consoles or interfaces from RME, Digidesign, SSL and more. A Dante card can be used with Dante-enabled interfaces such as the Focusrite RedNet range.

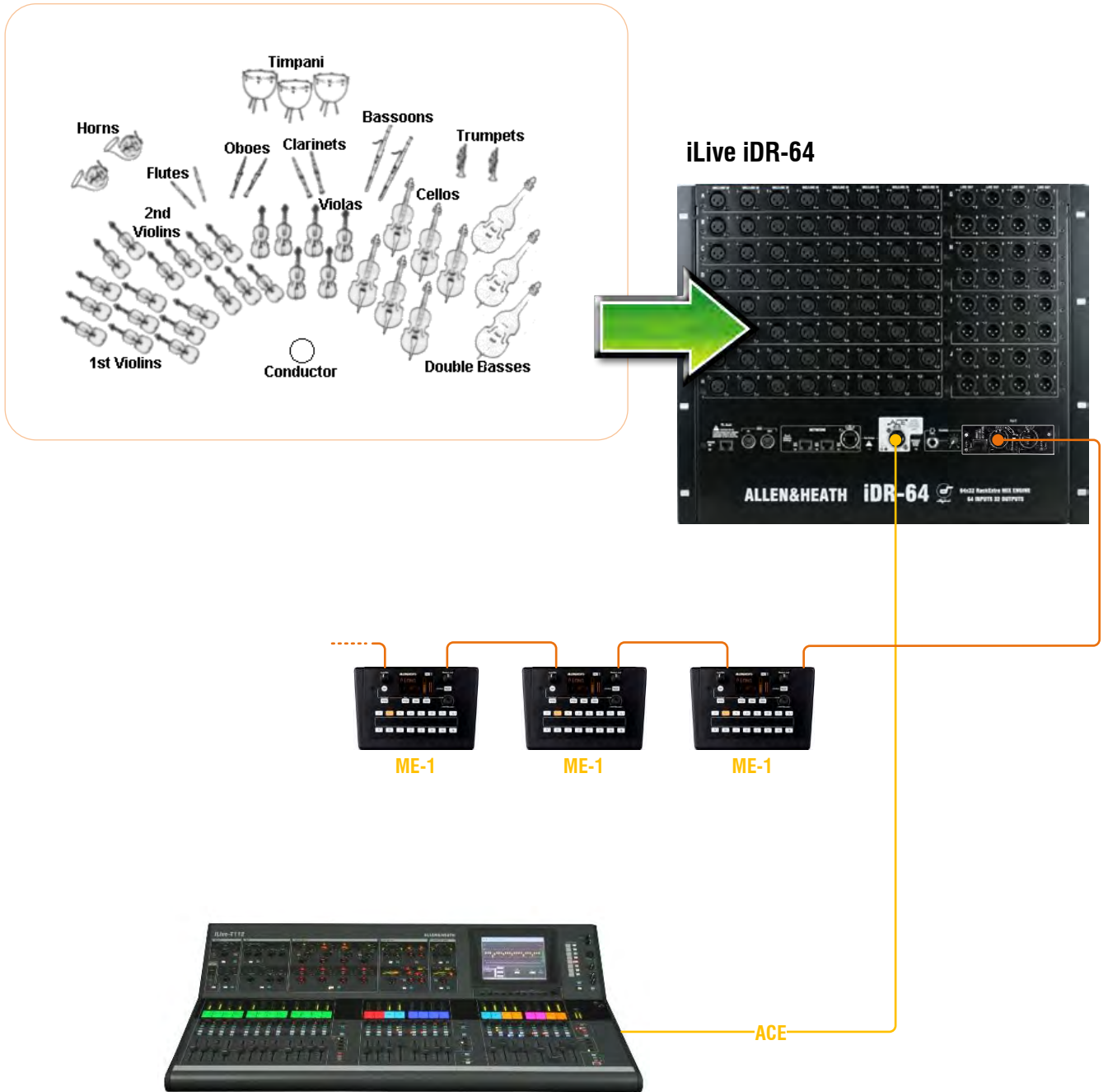
Musicians receive up to 40 sources from the control room – typically Direct Outs and FX returns. Grouping and key layout is tailored for each unit. For example, the keyboard player will group the drumkit and the backing vocals (bottom left), while the drummer (up left) will have individual control of the kickdrum, snare etc.

## Simultaneous Interpretation




The speakers' microphones are mixed from the engineer and sent to the interpreters. The live mix plus separate channels of interpreted audio are patched to all ME-1 units. ME-1 key assignment is configured so that attendees can easily switch between live audio and interpretation in different languages. An optional Dante card is fitted in the GLD-80 to enable multitrack recording of the live mix and interpreted audio.

## System Application Example Classical Orchestra



**iLive T-112**



There exist many situations where classical musicians need a discrete monitoring solution, such as tv shows and open air performances.

Most sources are channel Direct Outputs. Grouping and key mapping is customized for different musicians and archived on a USB stick.

Here left are two example key assignments for the 1<sup>st</sup> violinist (above) and one of two clarinet players (below).